

JOINING OUR SCRIP PROGRAM

We would like to introduce you to a newly formed fundraising program at Xavier. Some of you may already be familiar with this program but for those of you that are not, below is some information.

What is SCRIP?

SCRIP is a non-selling program that allows families to raise money for a non-profit organization of their choice. Scrip is a way to pay for every day purchases with gift cards instead of cash, or credit.

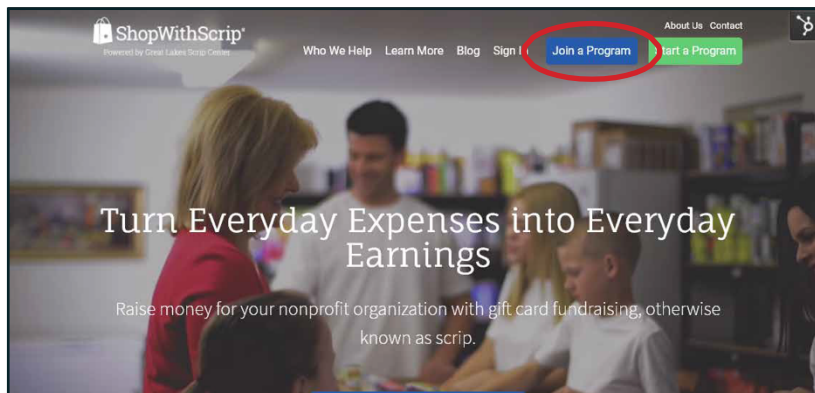
SCRIP is fundraising while you shop @! You buy gift cards for over 750 retailer brands you already shop at an earn a rebate on every gift card you purchase at face value. That rebate goes right back to your organization.

How it Works

To participate in the SCRIP program you need to create an account in the ShopWithScrip.com website. There you will find over 700 retailers that participate in this program including, groceries stores, retail, hotels, home improvement stores, etc.

Creating an Account

- You register online by going to www.ShopWithScrip.com and clicking Join a Program.



- You'll need to enter our enrollment code which will link your account to our organization.
- Complete the form in this link to receive your enrollment code.**
<https://form.jotform.com/91745913873165> Please allow up to 24 hours to receive the code via email.
- Once you've entered the enrollment code click Register. You'll answer two challenge questions and provide answers.

A screenshot of the 'Enroll' form on the ShopWithScrip.com website. The form title is 'Enroll'. Below the title, it says 'Before you start the enrollment process, please be sure you have your organization's enrollment code available through your scrip coordinator.' There is a text input field labeled 'Enrollment code:'. At the bottom right of the form, there is a blue button labeled 'REGISTER' which is circled in red.

- At this point you will have an online account and will need to enroll in Online Payments (PrestoPay) to conveniently pay for orders by linking your bank account to your ShopWithScrip account.
- Click on the Payment Types link under Family Functions on your Dashboard.
- Choose whether you want to instantly link your bank account or manually enter your banking information and follow the steps for each.
- Manually entering your information will take 1-2 business days to process as you will receive two small deposits into your bank account that you will need to verify. Once completed, you will be ready to pay for order with Online Payments (PrestoPay).
- Please note, you can't link a credit card as the fees will take away from the rebate earnings.

Please Remember:

- You must register with Presto Pay to use this service.
- Once you have placed your order please print the order confirmation page.
- **Starting September 1st**, Xavier will have a select amount of physical cards for purchase at the Front Desk. All orders placed during the school year on Mondays by 8:00am will be available for pick up in the Xavier College Prep Office by Friday.

SCRIP Products



Physical Gift Cards — These are the same gift cards you get at the store. Use them instead of cash or a credit card! **Starting September 1st**, Xavier will have a select amount of physical cards for purchase at the Front Desk.



Reload and ReloadNow[®] — Some physical gift cards are available for either Reload or ReloadNow. Register an eligible gift card you purchased from ShopWithScrip and add funds to it when the balance is running low. Funds will be added overnight or cards that offer Reload and instantly for ones that offer ReloadNow when you pay with PrestoPay[™].



ScripNow[®]— ScripNow is an eCard that you can buy and receive instantly. You can print a paper gift card at home, or redeem it on your mobile device for certain retailers. ScripNow cards are immediately available when you pay with PrestoPay.



Online Payments (PrestoPay™) — Enroll in Online Payments (PrestoPay) to conveniently pay for orders by linking your bank account to your ShopWithScrip account. For a small \$0.15 convenience fee per order, you'll receive eGift cards and ReloadNow funds immediately, and you'll have access to MyScripWallet. Plus, you won't have to drop off any checks.



To enroll, log in to your ShopWithScrip account and follow these steps:

- Click on the Payment Types link under Family Functions on your Dashboard
- Choose whether you want to instantly link your bank account or manually enter your banking information and follow the steps for each.
 - Manually entering your information will take 1-2 business days to process
 - Please note, you can't link a credit card as the fees would take away from your rebate earnings.
- You'll be ready to pay for your order with Online Payments (PrestoPay)



MyScripWallet™ — MyScripWallet is ShopWithScrip's mobile website that you can use to order ScripNow, Reload, and ReloadNow on-the-go. It's perfect for adding funds to your gas card or for ordering ScripNow during an unexpected dinner out!

To go mobile, go to www.MyScripWallet.com on your web browser on your phone and log in with your ShopWithScrip account. You have to be signed up for Online Payments (PrestoPay), then you can order ScripNow, Reload, and ReloadNow and redeem eCards right from your phone! You can even add MyScripWallet to your home screen:

- Google Chrome: open the options menu , then select Add to Home Screen
- Safari: Click  on the bottom of the screen, then Add to Home Screen, then Add

Next Steps

Want to learn more about our SCRIP fundraiser? Contact your Xavier Coordinator: DoeDee Rover at drover@xavierprep.org or Gina Reyes at greyes1221@gmail.com

Have a question for ShopWithScrip? Give them a call at 1-800-727-4715, option 3, or send them an email at shopwithscrip@qlscrip.com